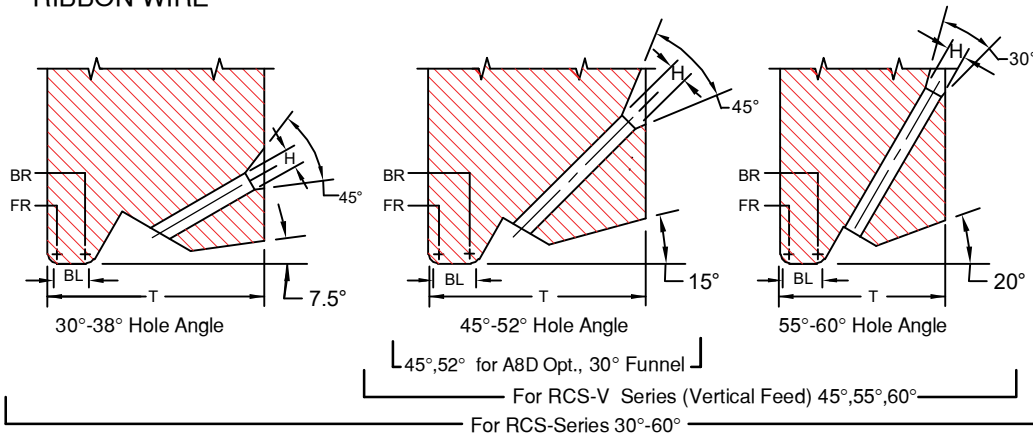


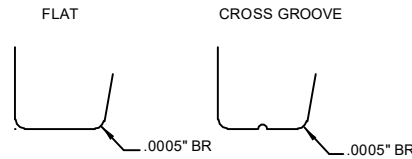
SERIES RCS & RCS-V

FOR MANUAL AND SEMI-AUTOMATIC BONDERS

RIBBON WIRE



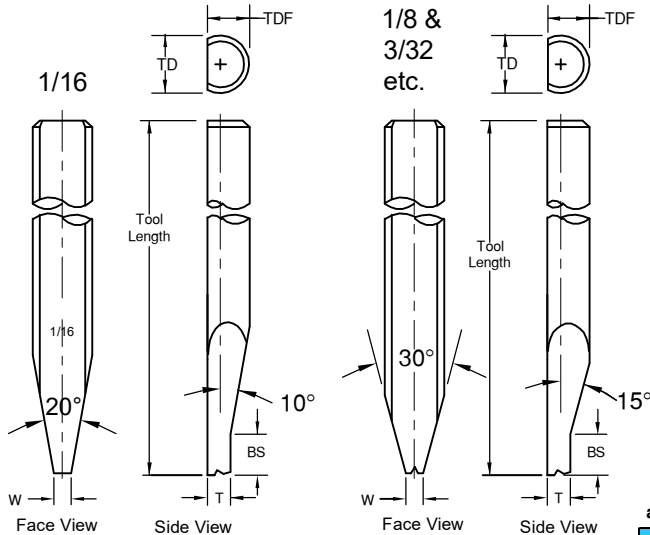
	TD		TDF		For Vertical Hole
	in.	mm	in.	mm	
1/16	.0624	1.59	.0460	1.17	
1/16	.0624	1.59	.0590	1.50	X
	.0784	1.99	.0630	1.60	
	.0784	1.99	.0720	1.83	X
3/32	.0937	2.38	.0880	2.24	X
	.1180	3.00	.0985	2.50	
1/8	.1249	3.17	.0937	2.38	
1/8	.1249	3.17	.1180	3.00	



We recommend a .0005" back radius and a cross groove or a flat bond foot when ordering tools for gold wire thermosonic bonding. For more gold wire application information see Tech Tip

RCS-SERIES RIBBON WIRE

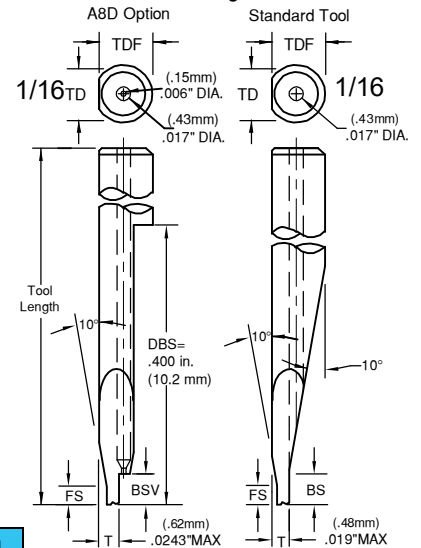
Ribbon Width: .0020" through .030"
Ribbon Thickness: .00025" through .0020"



Standard: Ø 1/16, 45° to 52° Hole Angle : BS"=.045" (1.14mm) .
Supplies only to Standard size Ø1/16, larger tool Ø are different.
Standard: (BS) supplied unless otherwise specified. See Tool Options #A3

RCS-V SERIES VERTICAL FEED DEEP ACCESS

Ribbon Width: .0020" through .030"
Ribbon Thickness: .00025" through .0020"

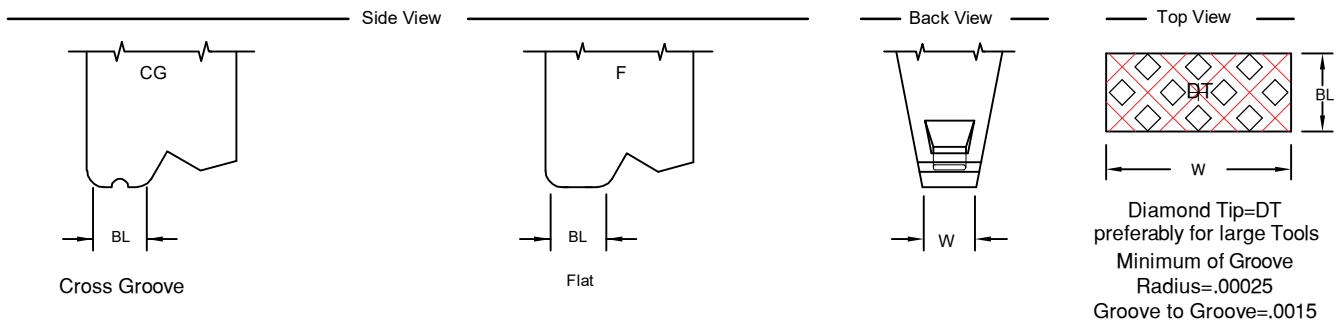


NOTE: We recommend our A8D option for enhanced wire control. Our standard vertical feed has slightly more clearance but less wire control. See in **Tool Options** for illustration. To order just add A8D in space 11. Not suitable for F&K and H&K machine

A8D Option
available for ribbon widths up to .005

Hole Angle	BSV	
	in.	mm
45°	.035	.89
52°	.050	1.27

Standard: Ø1/16 45° to 52° Hole Angle : FS=.015" (.38mm) BS"=.045" (1.14mm)
Standard: (FS&BS) supplied unless otherwise specified. See Tool Option #A3
No FS if T=MAX



SERIES RCS & RCS-V

RIBBON WIRE

ORDERING INFORMATION
RIBBON BONDING WEDGES
FOR GOLD AND ALUMINUM WIRE

SAMPLE PART NUMBER: M-RCS-O-D-1/16-1-45-CG-.5x5-2-M- *

SYMBOL EXPLANATION: 1 2 3 4 5 6 7 8 9 10 11 12

1. **MATERIAL:**
 - M = Ceramic
 - C = Tungsten Carbide
 - T = Titanium
 - All other: See Material Selection Guide
2. **SERIES:** RCS
3. **WIRE FEED:** O = Standard Feed
V = Vertical Feed
4. **FRONT/BACK RADIUS:** See Radius Option Chart
*For special Radius sizes insert an X Please specify FR/BR
5. **SHANK DIA.:** Please Specify Diameter
6. **TOOL LENGTH:** Please Specify Length
7. **HOLE ANGLE:** for RCS (30°, 38°, 45°, 52°, 55°, 60°) for RCS-V (45°, 55°, 60°)
for RCS-V with A8D Opt.(45°, 52°)
- (11) See Tool Option
- (11) **FOOT FINISH:**
 - M = Matte finish (FR, BR, & Bond Flat)
 - P = Polish finish (FR, BR, & Bond Flat)
 - MP = Matte finish (FR, BR), and Matte finish (Bond Flat)
- (10) **Bond Length:** See Standard Chart
Example: BL of .0020 = 2
Note: We do not recommend bond lengths any larger than .005".
- (9) **RIBBON SIZE:** See Standard Chart
Example: .0005 x .005 = .5 x 5
Thickness x Width
- (8) **FOOT TYPE:**
 - F = Flat
 - CG = Cross Groove
 - DT = Diamond Tip

For special sizes or dimensions insert an (X) in the appropriate position of the part number then specify what (X) equals. Example: M-RCS-O-X-1/16-3/4-45-CG-.5x5-2-M-A7 (X) FR=.0012, BR=.0007

RADIUS OPTION CHART	OPTION LETTER		A	B	C	D	E	F	G	H	I	J	K	L	M	N
	FRONT RADIUS	in.	.0005	.0005	.0010	.0010	.0010	.0015	.0015	.0015	.0015	.0020	.0020	.0020	.0020	.0020
		μ	13	13	25	25	25	38	38	38	38	51	51	51	51	51
	BACK RADIUS	in.	0	.0005	0	.0005	.0010	0	.0005	.0010	.0015	0	.0005	.0010	.0015	.0020
	μ	0	13	0	13	25	0	13	25	38	0	13	25	38	51	

For Vertical Feed: Tmax. for Dia. 1/16 = .0190 and for A8D: Tmax=.0243, Supplies only to Standard size Ø1/16, larger tool Ø are different.

Size Restrictions for Vertical Feed Tools		
STANDARD		
TD	Maximum Ribbon Width	Maximum "T" Dimension
1/16	.0150	.0190
3/32	.0300	.0210
A8D Option, RW up to .0070		
TD	Maximum Ribbon Width	Maximum "T" Dimension
1/16	.0070	.0243
A8D Option, RW .0080 and larger		
TD	Maximum Ribbon Width	Maximum "T" Dimension
1/16	.0120	.0190
Larger Tool Ø, Ribbon Width and "T" Dimensions available upon request		
RW = Ribbon Width		

STANDARD CHART		RCS		FOR RIBBON THICKNESS: .00025" THROUGH .0020"											
				WIDTHS: .002" THROUGH .030"											
RIBBON WIDTH	RIBBON THICKNESS	BL		T(30°38°)		T(45° 52°)		T(55° 60°)		W					
		in.	μ	in.	μ	in.	μ	in.	μ	in.	μ	in.	μ		
Tolerance		±.0002 ±5		±.0005 ±13		±.0005 ±13		±.0005 ±13		±.0005 ±13		±.0002 ±5			
.0020	51	.00025 through .00125	6.4	.0010 25		.0130 330		.0110 279		.0090 229		.0055	140		
				.0015 38		.0130 330		.0110 279		.0090 229					
				.0020 51		.0140 356		.0120 305		.0100 254					
				.0025 64		.0140 356		.0120 305		.0100 254					
.0030	76	.00025 through .00125	6.4	.0010 25		.0150 381		.0130 330		.0110 279		.0065	165		
				.0015 38		.0150 381		.0140 356		.0110 279					
				.0020 51		.0160 406		.0140 356		.0120 305					
				.0025 64		.0160 406		.0150 381		.0120 305					
.0040	102	.00025 through .00125	6.4	.0010 25		.0160 406		.0140 356		.0120 305		.0075	191		
				.0015 38		.0160 406		.0150 381		.0120 305					
				.0020 51		.0160 406		.0150 381		.0120 305					
				.0025 64		.0160 406		.0155 394		.0125 318					
.0050	127	.0005 through .0020	13	.0020 51		.0160 406		.0140 356		.0120 305		.0085	216		
				.0025 64		.0160 406		.0150 381		.0120 305					
				.0030 76		.0160 406		.0155 394		.0125 318					
				.0035 89		.0170 432		.0155 394		.0130 330					
.0070	178	.0005 through .0020	13	.0025 64		.0160 406		.0150 381		.0120 305		.0125	318		
				.0030 76		.0160 406		.0155 394		.0125 318					
				.0035 89		.0170 432		.0155 394		.0130 330					
				.0040 102		.0170 432		.0160 406		.0140 356					
.0100	254	.0005 through .0020	13	.0025 64		.0160 406		.0150 381		.0120 305		.0155	394		
				.0030 76		.0160 406		.0155 394		.0125 318					
				.0035 89		.0170 432		.0155 394		.0130 330					
				.0040 102		.0170 432		.0160 406		.0140 356					
.0120	305	.0005 through .0020	13	.0025 64		.0160 406		.0150 381		.0120 305		.0175	445		
				.0030 76		.0160 406		.0155 394		.0125 318					
				.0035 89		.0170 432		.0155 394		.0130 330					
				.0040 102		.0170 432		.0160 406		.0140 356					
.0150	381	.0005 through .0020	13	.0025 64		.0160 406		.0150 381		.0120 305		.0205	521		
				.0030 76		.0160 406		.0155 394		.0125 318					
				.0035 89		.0170 432		.0155 394		.0130 330					
				.0040 102		.0170 432		.0160 406		.0140 356					
.0200	508	.0005 through .0020	13	.0025 64		.0160 406		.0150 381		.0120 305		.0255	648		
				.0030 76		.0160 406		.0155 394		.0125 318					
				.0035 89		.0170 432		.0155 394		.0130 330					
				.0040 102		.0170 432		.0160 406		.0140 356					

*Other sizes available upon request *All dimensions and tolerances are for reference only
"T" To be determined according to the size of FR and BR and Hole Bore Length