

# SERIES RCSH

RIBBON WIRE

ORDERING INFORMATION  
RIBBON BONDING WEDGES  
FOR GOLD AND ALUMINUM WIRE

SAMPLE PART NUMBER: M-RCSH-D-1/16-1-45-CG-.5x5-2-M-\*

SYMBOL EXPLANATION: 1 2 3 4 5 6 7 8 9 10 11

1. MATERIAL: \_\_\_\_\_  
 M = Ceramic  
 C = Tungsten Carbide  
 T = Titanium  
 All other: Material Selection Guide Tech Tips
  2. SERIES: RCSH \_\_\_\_\_
  3. FRONT/BACK RADIUS: See Radius Option Chart  
 \*For special Radius sizes insert an X Please specify FR/BR
  4. SHANK DIA.: Please Specify Diameter \_\_\_\_\_
  5. TOOL LENGTH: Please Specify Length \_\_\_\_\_
  6. HOLE ANGLE: for RCSH (45°,55°,60°) \_\_\_\_\_
- (12) See Tool Option
- (10) FOOT FINISH:  
**M** = Matte finish (FR, BR, & Bond Flat)  
**P** = Polish finish (FR, BR, & Bond Flat)  
**MP** = Polish finish (FR, BR), and Matte finish (Bond Flat)
- (9) Bond Length: See Standard Chart  
 Example: BL of .0020 = 2  
 Note: We do not recommend bond lengths any larger than .005".
- (8) RIBBON SIZE: See Standard Chart  
 Example: .0005 x .005 = .5 x 5  
 Thickness x Width
- (7) FOOT TYPE: **F** = Flat  
**CG** = Cross Groove  
**DT** = Diamond Tip  
 (Please specify Ribbon size)

For special sizes or dimensions insert an (X) in the appropriate position of the part number then specify what (X) equals. Example: M-RCSH-X-1/16-1"-45-CG-.5x5-2-M-A7 (X) FR=.0012, BR=.0007

RADIUS OPTION CHART	OPTION LETTER		A	B	C	D	E	F	G	H	I	J	K	L	M	N
	FRONT RADIUS	in.	.0005	.0005	.0010	.0010	.0010	.0015	.0015	.0015	.0015	.0020	.0020	.0020	.0020	.0020
		μ	13	13	25	25	25	38	38	38	38	51	51	51	51	51
BACK RADIUS	in.	0	.0005	0	.0005	.0010	0	.0005	.0010	.0015	0	.0005	.0010	.0015	.0020	
	μ	0	13	0	13	25	0	13	25	38	0	13	25	38	51	

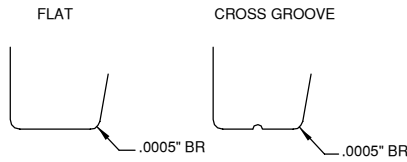
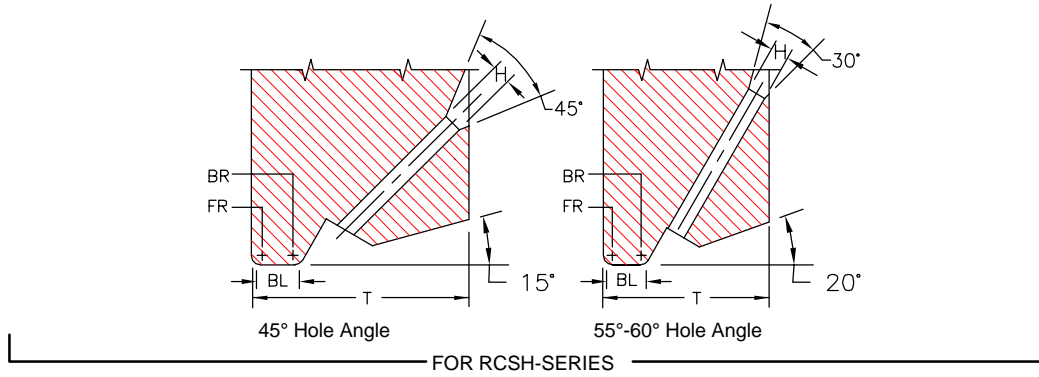
STANDARD CHART		RCSH		FOR RIBBON THICKNESS: .00025" THROUGH .0020"		WIDTHS: .002" THROUGH .030"					
RIBBON WIDTH		RIBBON THICKNESS		BL	T(45°)	T(55° 60°)	W				
in.	μ	in.	μ	in.	μ	in.	μ	in.	μ		
Tolerance				±.0002	±5	±.0005	±13	±.0005	±13	+ .0002	±5
.0020	51	.00025 through .00125	6.4 32	.0010	25	.0090	229	.0080	203	.0055	140
				.0015	38	.0100	254	.0080	203		
				.0020	51	.0110	279	.0090	229		
				.0025	64	.0115	292	.0100	254		
.0030	76	.00025 through .00125	6.4 32	.0010	25	.0090	229	.0080	203	.0065	165
				.0015	38	.0100	254	.0080	203		
				.0020	51	.0110	279	.0090	229		
				.0025	64	.0115	292	.0100	254		
.0040	102	.00025 through .00125	6.4 32	.0020	51	.0110	279	.0090	229	.0075	191
				.0025	64	.0115	292	.0100	254		
				.0030	76	.0115	292	.0100	254		
				.0035	89	.0120	305	.0100	254		
.0050	127	.0005 through .0020	13 51	.0020	51	.0110	279	.0090	229	.0085	216
				.0025	64	.0115	292	.0090	229		
				.0030	76	.0115	292	.0100	254		
				.0035	89	.0120	305	.0100	254		
.0070	178	.0005 through .0020	13 51	.0025	64	.0120	305	.0100	254	.0125	318
				.0030	76	.0120	305	.0100	254		
				.0035	89	.0125	318	.0110	279		
				.0040	102	.0125	318	.0110	279		
.0100	254	.0005 through .0020	13 51	.0025	64	.0120	305	.0100	254	.0155	394
				.0030	76	.0120	305	.0100	254		
				.0035	89	.0125	318	.0110	279		
				.0040	102	.0125	318	.0110	279		
.0120	305	.0005 through .0020	13 51	.0025	64	.0120	305	.0100	254	.0175	445
				.0030	76	.0120	305	.0100	254		
				.0035	89	.0125	318	.0110	279		
				.0040	102	.0125	318	.0110	279		
.0150	381	.0005 through .0020	13 51	.0025	64	.0120	305	.0100	254	.0205	521
				.0030	76	.0120	305	.0100	254		
				.0035	89	.0125	318	.0110	279		
				.0040	102	.0125	318	.0110	279		
.0200	508	.0005 through .0020	13 51	.0025	64	.0120	305	.0100	254	.0255	648
				.0030	76	.0120	305	.0100	254		
				.0035	89	.0125	318	.0110	279		
				.0040	102	.0125	318	.0110	279		

\*Other sizes available upon request \*All dimensions and tolerances are for reference only  
 "T" To be determined according to the size of FR and BR and Hole Bore Length

# SERIES RCSSH

FOR MANUAL AND SEMI-AUTOMATIC BONDERS

Double Flat ,Vertical Feed for  
Hughes, Palomar, Hesse & Knipps and F&K Delvotec Bonders



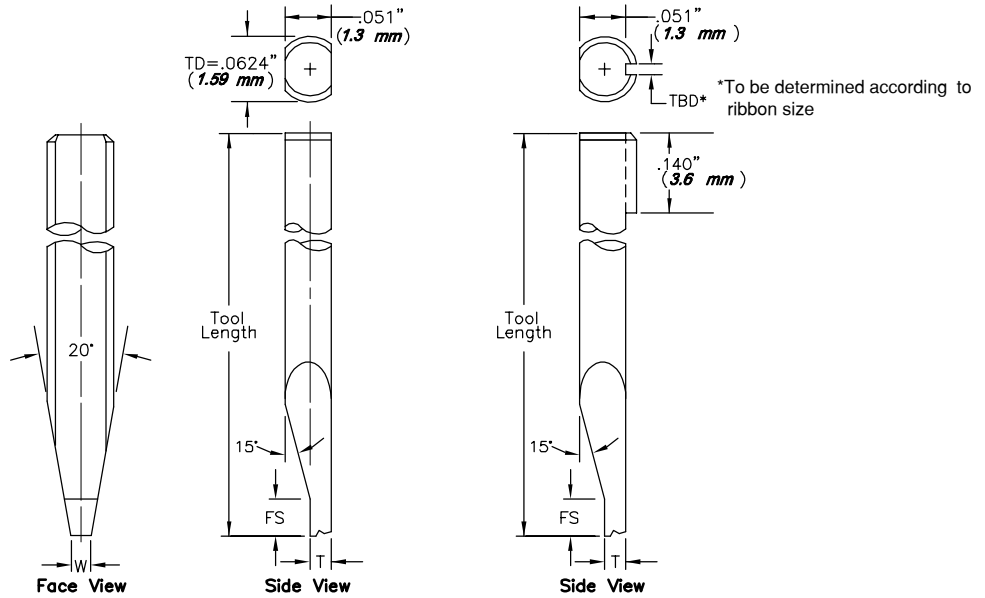
We recommend a .0005" back radius and a cross groove or a flat bond foot when ordering tools for gold wire thermosonic bonding. For more gold wire application information see **Tech Tip**

## RCSSH-SERIES RIBBON WIRE

Ribbon Width: .0020" through .0200

Ribbon Thickness: .00025" through .0020"

\* S1 Option



Standard:  $\text{\O} 1/16$ , 45°, 55°, 60° Hole Angle : FS = .015" (.38 mm) .

