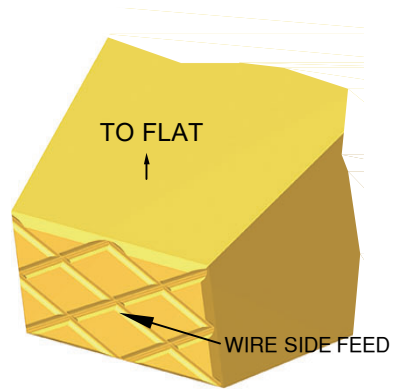
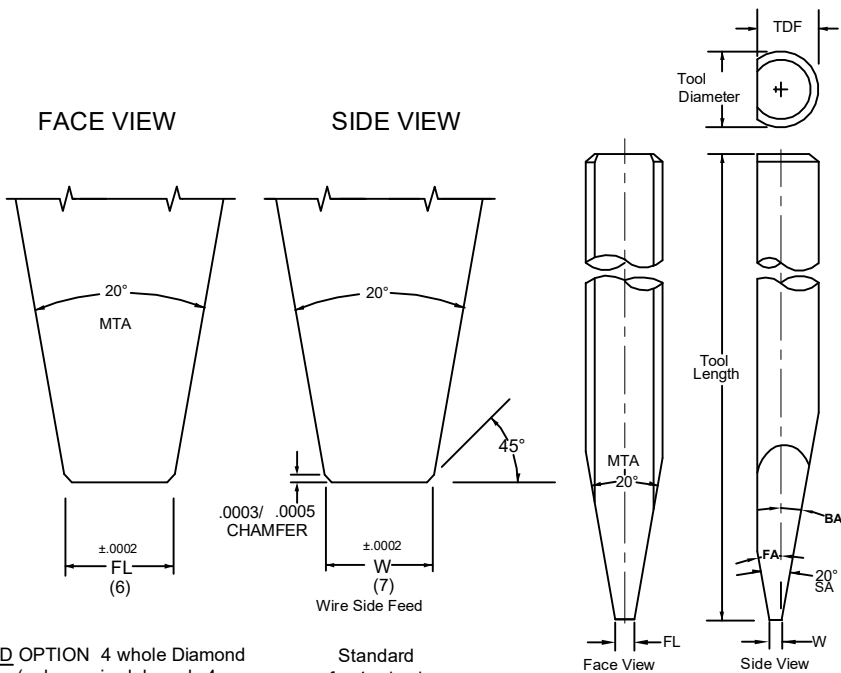


SERIES F-408

Four Sides Tab Tool with Cross Grooves and Diamond Points



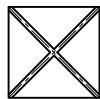
Example for 12 raised Section

STANDARD: WIRE SIDE FEED
OPTIONAL: WIRE FEED TO FLAT

FD OPTION 4 whole Diamond (only required by only 4 Diamond)



Standard for 4 raised Section



MTA = MAIN TAPER ANGLE
SA = SIDE VIEW ANGLE
FA = FRONT ANGLE
BA = BACK ANGLE
Special dimensions available upon request.
Dimensions not shown please specify.
We recommend ceramic material for all gold wire bonding for optimum results.

	TD		TDF	
	inch	mm	inch	mm
1/16	.0624	1.58	.0460	1.17
1/16	.0624	1.58	.0590	1.50
	.0784	1.99	.0630	1.60
3/32	.0937	2.38	.0880	2.24
	.1180	3.00	.0985	2.50
1/8	.1249	3.17	.0937	2.38
1/8	.1249	3.17	.1100	2.79
1/8	.1249	3.17	.1180	3.00

SAMPLE PART NUMBER: **M-F-408-1/16-1-.004X.004-M-12-***

SYMBOL EXPLANATION: 1 2 3 4 5 6 7 8 9 10

- MATERIAL:**
M = Ceramic
C = Tungsten Carbide
T = Titanium
All other:
See Material Selection Guide
- SERIES:** F
- STYLE:** 408
- TOOL DIAMETER:** Please specify
- TOOL LENGTH:** Please specify
- FOOT WIDTH: (W)** Please specify
- FOOT LENGTH: (FL)** Please specify
- FOOT FINISH:**
M = Matte, better coupling for thermosonic gold bonding
- DIAMOND POINTS or raised Section:**
Please specify desired number of Diamond Points or raised Section
- Option and Specification**
FD= Full Diamond or empty
Specify Tool Angle: MTA, SA, FA or BA

Standard on SERIES F-408 45° Chamfer

Optional Radius on FL, Left Radius = LR and RR=Right Radius, for W, FR and BR. Example: insert E-E or E in Place 10. Option

RADIUS OPTION CHART	OPTION LETTER		A	B	C	D	E	F	G	H	I	J	K	L	M	N	
	FRONT RADIUS	LEFT RADIUS	in.	.0005	.0005	.0010	.0010	.0010	.0015	.0015	.0015	.0015	.0020	.0020	.0020	.0020	.0020
			μ	13	13	25	25	25	38	38	38	38	51	51	51	51	51
	BACK RADIUS	RIGHT RADIUS	in.	0	.0005	0	.0005	.0010	0	.0005	.0010	.0015	0	.0005	.0010	.0015	.0020
		μ	0	13	0	13	25	0	13	25	38	0	13	25	38	51	