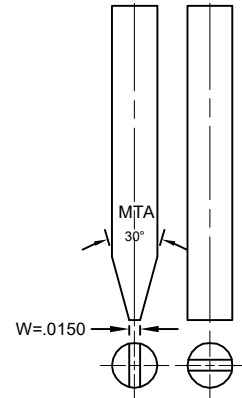

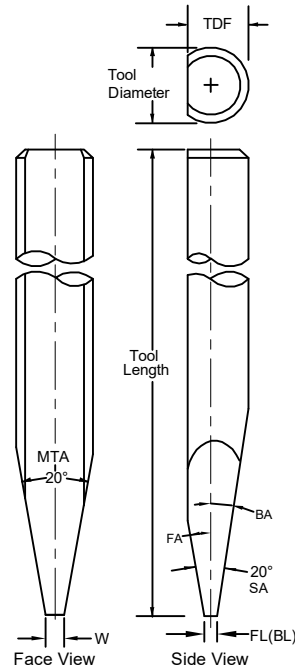
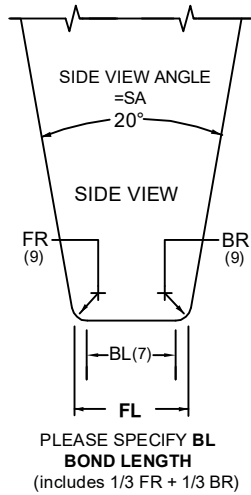
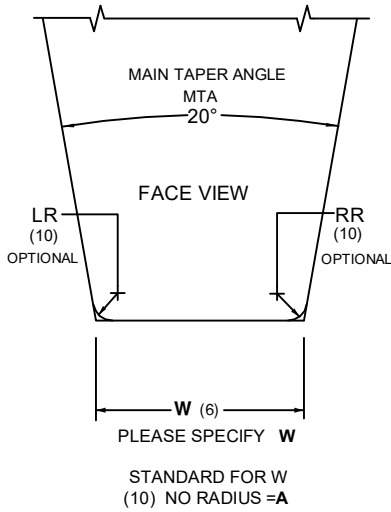


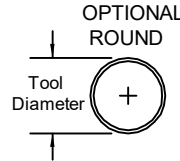
# SERIES F-109

## Right Angled Tip Tab Tool



	TD		TDF	
	inch	mm	inch	mm
1/16	.0624	1.58	.0460	1.17
1/16	.0624	1.58	.0590	1.50
	.0784	1.99	.0630	1.60
3/32	.0937	2.38	.0880	2.24
	.1180	3.00	.0985	2.50
1/8	.1249	3.17	.0937	2.38
1/8	.1249	3.17	.1100	2.79
1/8	.1249	3.17	.1180	3.00

For Standard Round specify TD only  
For Optional Flat specify TD and TDF



Example: Optional Round,  
no Radius, W=.0150,  
FL= same as Diameter, MTA=30°  
PART#: MF109-1/16-437-.015-M-MTA=30°

### SAMPLE PART NUMBER: M- F -109-1/16-1-.010X.020-M-B5-A-\*

#### SYMBOL EXPLANATION: 1 2 3 4 5 6 7 8 9 10 11

- MATERIAL:** \_\_\_\_\_  
M = Ceramic  
C = Tungsten Carbide  
T = Titanium  
All other: See Material Selection Guide
- SERIES:** F \_\_\_\_\_
- STYLE:** 109 \_\_\_\_\_
- TOOL DIAMETER:** Please specify \_\_\_\_\_
- TOOL LENGTH:** Please specify \_\_\_\_\_
- FOOT WIDTH: (W)** Please specify \_\_\_\_\_
- BOND LENGTH: (BL)** Please specify \_\_\_\_\_  
(includes 1/3FR 1/3 +BR)
- FOOT FINISH: M =** Matte  
**P =** Polished Radius
- RADIUS: FR/BR**  
See Option Chart.
- RADIUS: LR/RR**  
See Option Chart. (STANDARD A=0)
- Tool Option:**  
Please specify MTA& SA (Tool-Angle) or see **Tool Options**

OPTION CHART (10/11)	OPTION LETTER	A	B	C	D	E	F	G	H	I	J	K	L	M
	Radius W / FL	in.	.0000	.0010	.0020	.0030	.0040	.0050	.0060	.0070	.0080	.0090	.0100	.0110
	μ	0	25	51	76	102	127	152	178	203	229	254	279	305

#### EXAMPLE FOR ALL OTHER RADIUS :

D =.0030      E =.0040      A1 to A9=.0001-.0009  
D4=.0034      E1=.0041      B1 to B9=.0011-.0019  
D5=.0035      E2=.0042      C1 to C9=.0021-.0029