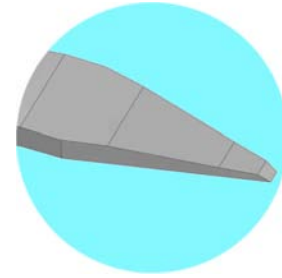
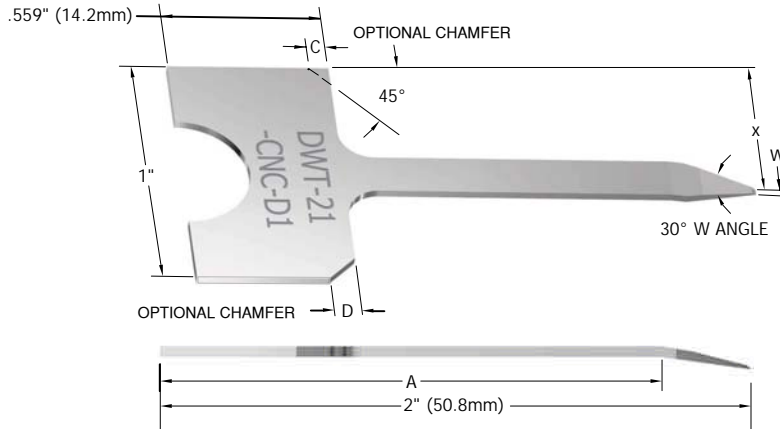




WIRECUTTER



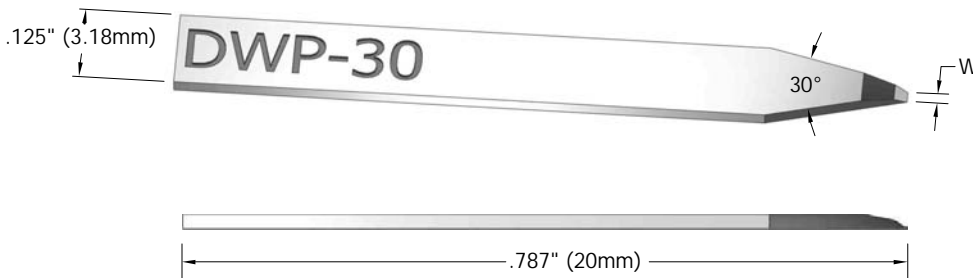
DETAIL VIEW TIP

DEWEYL PART NO.	W		X		A		C		D		PART CODE
	inch	mm	inch	mm	inch	mm	inch	mm	inch	mm	
DWT- 21- CNC-D1	.021	.53	.487	12.37	1.69	43.00	N. C.	.1	2.5		250- 2340- 03- 08
DWT- 31- CNC-D1	.031	.80	.484	12.30	1.69	43.00	N. C.	.1	2.5		250- 2340- 03- 07
DWT- 31- NC	.031	.80	.484	12.30	1.69	43.00	N. C.		N. C.		250- 2340- 03- 06
DWT- 28- NC	.028	.71	.486	12.35	1.69	43.00	N. C.		N. C.		250- 2340- 03- 05
DWT- 23- C1-DNC	.023	.58	.489	12.41	1.69	43.00	.1	2.5		N. C.	250- 2340- 03- 04
DWT- 31- C1-DNC	.031	.80	.484	12.30	1.69	43.00	.1	2.5		N. C.	250- 2340- 03- 03
DWT- 20- C1-DNC	.020	.51	.490	12.45	1.63	41.40	.1	2.5		N. C.	250- 2340- 03- 02
DWT- 39- NC	.039	1.00	.480	12.20	1.69	43.00				N. C.	250- 2340- 03- 01

N.C. = NO CHAMFER

EXAMPLE: PART NO. DWT-21-CNC-D1

W IN MIL 21=.021 inch
 CNC = ON C NO CHAMFER
 DNC = ON D NO CHAMFER
 D1 = D CHAMFER .1"
 C1 = C CHAMFER .1"
 N.C. = NO CHAMFER



DEWEYL PART NO.	W		PART CODE
	inch	mm	
DWP- 23	.023	.58	250- 7106- 404
DWP- 20	.020	.51	250- 7106- 403
DWP- 15	.015	.38	250- 7106- 402
DWP- 30	.030	.75	250- 7106- 401

EXAMPLE PART NO.: DWP-30W

IN MIL 30 = .030 inch